


# PRELUDE 24 XL<sup>2</sup>

## Exposed 24 mm grid system

### Key features

- Peakform : patented design for strength, stability and easier to cut
- Superlock clip: secure Main Runner connection for better alignment and easier to disconnect
- Rotary stitched: strength and extra stability

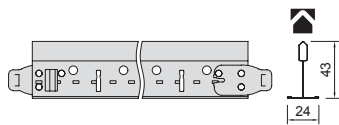
### Application areas





Healthcare / Classrooms / Meeting rooms / Individual offices

### Physical data

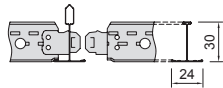
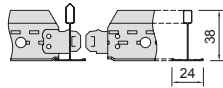
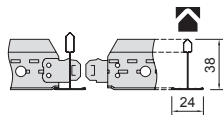
- Material: galvanised steel
- Surface finish: baked polyester paint
- Colour: all products standard in Global White
- Other standard colours available on popular items







## PRELUDE 24 - UNIVERSAL PEAKFORM MAIN RUNNER & SUPERLOCK CLIP (bulb-to-bulb connection)



Item Nr.	Dimensions (mm)				Standard colours					
	length	width	height	slot centres	Global white	White RAL 9010	Silver RAL 9006	Black	Brass	Chrome
 3140 32 A	3600	24	43	100						
 3141 33 B	3750	24	43	156.5						
 3143 33 B	3375	24	43	337.5						
 3142 32	3000	24	43	100						

## PRELUDE 24 - XL<sup>2</sup> CROSS TEES (stab system, override)



Cross Tees slotted										
 3131 51 B	1250	24	38	312.5						
 3130 51 B	1200	24	38	300						
 3132 31	1000	24	38	250						
 3133 31	1350	24	38	337.5						
 3134 31 A	1800	24	38	300						
 3136 32	1500	24	38	1						

<sup>1</sup>Slots at: 150, 500, 750, 1000, 1350 mm

Cross Tees unslotted										
3125 32	312.5	24	38	-						
3124 32	300	24	38	-						
3123 21	675	24	30	-						
3121 23 A	625	24	30	-						
3120 21 A	600	24	30	-						
3122 21	500	24	30	-						

### SUSTAINABILITY



25



A+



E1

### FIRE REACTION



**EEA** Euroclass A1  
EN 13501-1

**RUS** KM0 (NG)/  
KM1 (G1, V1, D1, T1)  
FZ 123

### OTHER PERFORMANCES & FEATURES



ISO 3

**30 YEAR**  
system  
guarantee

### CUSTOM OPTIONS



Colours



Dimensions

